

END TO END

INTERVIEW GUIDE

A comprehensive guide to
perfecting your interview skills



PROPOSED BY



PARITY
CONSULTING

www.parityconsulting.com.au
info@parityconsulting.com.au




TABLE OF CONTENTS

- 02 ABOUT US**
We are a micro specialist recruitment consultancy specialising in the disciplines of Product, Pricing, Marketing and Digital.
- 03 THE PREPARATION PROCESS**
Interview preparation is one of the key contributors to your success.
- 04 COMPETENCY BASED INTERVIEW QUESTIONS**
Competency based questions require the candidate to refer back to real-life situations and examples. We provide you with key example questions to assist with your preparation.
- 05 QUESTIONS TO ASK IN AN INTERVIEW**
Be as active as the interviewer when asking questions. It is a great way to better understand the organisation and role.
- 06 TIPS ON HOW TO ANSWER THE MOST COMMON INTERVIEW QUESTIONS**
We provide you with 5 of the most common interview questions and how to focus your answers appropriately.
- 07 HOW TO NAVIGATE COUNTER OFFERS**
Counter offers are more common than you might think. We guide you through the thought process you should take when considering a counter offer over a new opportunity.
- 08 PREPARING FOR AN INTERVIEW IN PRODUCT, PRICING, MARKETING & DIGITAL**
We provide key pointers to assist you in your interview in these areas.
- VIDEO INTERVIEWING 101**
- 09** Preparing yourself for a video interview is just as important as preparing yourself for a face-to-face interview. Our tips will assist you in presenting your best self in a video interview.
- 11 MEET THE TEAM**

ABOUT US



When we say we aren't your regular recruitment consultancy, we mean it - give us a call and you could be speaking to a shark diver, a cat whisperer, a prima ballerina, a wine lover.... but one thing we all have in common is our drive (and maybe the wine!). With a 90%+ delivery rate, you know we're committed. Whether you're looking to fill a role, find a role or require specific industry knowledge from one of our consultants, we've got you covered! With a strong belief in quality over quantity, we continue to specialise in the Product, Pricing, Marketing and Digital space where we maintain our reputation as one of the best in the country. Our point of difference - we are confident in saying that we are a step above the rest, with 10% of our profits going towards our value add initiative *Parity Plus* each year. With a strong belief in the positive benefits of D&I in a workplace, our Managing Director and Founder Victoria Butt (also Head of D&I at Entrepreneurs Organisation Sydney), has ensured Parity's team is made up of not only quality, driven individuals, but a diverse team from different backgrounds, ages, personalities and strengths.

Parity Consulting's Managing Director **Victoria Butt**, together with Parity's specialist consultants, bring you this comprehensive "Interview Guide" to assist you in fine tuning your interviewing skills, understanding how to best answer common interview questions and most importantly to prepare you for success!

Please do get in touch if you are looking for your next opportunity, looking to fill a vacancy or wanting to tap into specific industry knowledge from one of our Specialist Consultants. Our Current Vacancies can be found [here](#) and you can meet our whole team [here!](#)

[Victoria Butt](#)

Founder and Managing Director
vbutt@parityconsulting.com.au
+61 402 418 326



THE PREPARATION PROCESS

Interview preparation is one of the key contributors to your success when interviewing for a new role. It provides you with a strong level of understanding about the organisation you are interviewing with, as well as the actual role and the interviewers. Keep in mind that first impressions are vital - a personal branding specialist says you only have **7 seconds** to make a first impression on someone when meeting them for the first time.

Before an interview you should always:

- Research the organisation thoroughly
- Research the interviewers
- Review your interviewers LinkedIn profile
- Know your CV and your experience



“It is a highly competitive market where there can be at least 3 - 4 qualified applicants for any one role. Therefore ensuring you are spending at least 2 hours to prepare for each interview will set you up for success”

Parity Consulting’s Founder and Managing Director **Victoria Butt**

FURTHER INFORMATION:

Our [website](#) has an [Insights](#) section which we call our Library, where you can find a number of different resources to assist you with your interview preparation, market insights, salary comparisons and more!

Some helpful articles include:

2020 Salary Guide and Insights

[Click here](#) for Product or [Click here](#) for Marketing, Communications & Digital

Parity's FY2021 Market Insights. [Click here](#)

Returning to the Workplace: A webinar hosted by Parity Consulting. [Click here](#)

Virtual Interviews - The new norm: How to land your dream job. [Click here](#)

COMPETENCY BASED INTERVIEW QUESTIONS

The golden rule when you are answering competency based interview questions is to talk around 3 key points:

CONTEXT ACTION RESULT

CONTEXT is about describing a situation and setting a scene.

ACTION is about explaining what action you took.

RESULT is about detailing the outcome of your actions.

Your ability to answer these questions can often make or break an interview - so we have put together a few examples to assist you.

Stakeholder Management

- Describe a time when your communication and interpersonal skills helped in dealing with difficult clients/colleagues
- Describe a situation where you were given feedback on your performance that was not what you were hoping for.

Teamwork and Leadership

- Tell me about a time when you were the leader of a team and the team disagreed with your decision. How did you handle it?
- Give me an example of how you used your leadership skills to help your team meet a difficult challenge.

Problem Solving

- Tell me about a difficult problem you were faced with, and describe how you went about solving it.
- Describe a time when you proactively identified a problem at work and were able to devise and implement a successful solution.

Organisation and Planning

- What was the most stressful aspect of your last role and how did you manage it?
- What specific systems or processes do you currently use to organise your day and how successful are they?

Integrity

- Have you ever had to work with or for someone who was dishonest? How did you handle the situation?
- Tell me about a time where you had to stand your ground against a group decision that you disagreed with.

Achievements

- What are three achievements from your last role that you are particularly proud of?
- What is your five year career plan?

QUESTIONS TO ASK IN AN INTERVIEW

The importance of formulating your own questions for an interview cannot be emphasised enough. They are a key tool to help you better understand the organisation, the role in question and the priorities of the hiring manager in relation to the role. The right questions will help you get a better perspective on the suitability of the role and engage your interviewers with your proactive interest in employment with them. The questions below are designed to assist in your interview preparation and for you to better understand the opportunity at hand.

- How will you gauge my success in this role?
- How would I report to you in this role and what is your/their management style?
- What are the key objectives you would like to see completed in the next 3 to 6 months?
- How would you describe the culture of the organisation?
- What are some of the common attributes of your top performers?
- What are some of the more difficult challenges I could expect to deal with in this role?
- Are there any advancement opportunities available for me in this role, and within what time frame?
- How can I most quickly become a strong contributor within the organisation?
- What are one or two things that really drive results for the company?
- What makes you think I will be successful in this job?
- What causes you concern about my candidacy?
- What do you like about working here?
- Are there any other questions I can answer for you?

We highly recommend going through these questions (and any others you may think are relevant) and making note of your answers. As well as being well prepared and having answers fresh in your mind, the notes will serve as a prompt should you begin to forget any key details or points for discussion during your interview.

“Competency based or behavioural questions are based on the premise that past behaviour is the best predictor of future behaviour”

Parity Consulting’s Managing Director **Victoria Butt**

TIPS ON HOW TO ANSWER SOME OF THE MOST COMMON INTERVIEW QUESTIONS

Question: What prompted or motivated you to apply for this job?

- Focus on emphasising the match between your skills and experience and the operations and culture of the company you are applying to;
- Demonstrate your understanding of the company and have good reasons for wanting to work there. Show that you have researched the company thoroughly.

Question: Why are you the best person for this job?

- Bearing in mind the specific requirements for this role, emphasise what you can offer to your potential employer, rather than what they can do for you;
- Choose 2-3 of your most unique qualities that you feel might set you apart from other candidates.

Question: Why did you leave your previous role?


- Whatever your reasons are for leaving your previous role, do not talk negatively about your previous employer;
- Focus on your future and ensure you sound positive and optimistic as you elaborate on your chosen career goals.

Question: What would you describe as your key strength?

- Focus on skills your potential employer may be looking for (i.e: from the job description);
- Elaborate on your chosen strengths, using examples from your past experience.

Question: What would you describe as your main weakness?

- Present some of your minor weaknesses, and not any that will greatly impact your ability to do the job;
- Alternatively, mention areas where you were once slightly weaker at, which you have been working on and improving;
- With any weaknesses you mention, ensure you emphasise your awareness, willingness and efforts to improve.



HOW TO NAVIGATE COUNTER OFFERS

In many cases, companies suffer a “knowledge gap” when people leave and it is costly for them to hire and train new employees. Therefore if they offer you a counter offer, you will most likely need to make a difficult decision, particularly as there can be ties which make it harder to leave a familiar environment. It is only natural to think about the trusted relationships you have built, as well as the knowledge of the existing role, current travel arrangements and the comfort factor these points bring.

In many cases, an employer will make a “counter offer” where you are asked to stay. This may cause you to re-think your options, especially if there are more favourable terms offered. You may have gone into the process knowing a counter offer would be extended, or it may come as a complete surprise. If you find yourself in this position, keep in mind there would have been a compelling reason that made you decide to look for a new career opportunity - you would have initiated a search for a change in circumstance or career prospects. Research, as well as results from our 2019 Salary Survey findings, show that in most circumstances, money is not the key motivator in a person looking to change their career, and often it does not address the compelling reason for a change.

Results from our 2020/2021 Salary Survey also highlighted that career development and progression were the top motivators to move roles for both Product and Marketing professionals. A salary increase as part of a counter offer, may seem attractive on paper, however a five or ten thousand dollar increase, when calculated equates to \$20 - \$40 per day respectively before tax. Is this likely to make a significant impact on your lifestyle?

Statistics have shown that 80% of those who accept a counter offer, will still leave their current role within 6 months. This is because the same circumstances that caused you to consider a change are likely to repeat themselves in the future, even if you accept a counter offer.

Ask yourself what the core reason that led you to decide to start looking for a new opportunity. It is often the case that when an individual makes that initial decision to move, it shows that they have a focus on finding the right career opportunity for themselves. We advise that you maintain that focus, as well as your initial decision, when considering a counter offer over a new job opportunity.



PREPARING FOR AN INTERVIEW IN PRODUCT, PRICING, MARKETING AND DIGITAL

The connection you have with the interviewer remains a significant part of a successful result. With today's increased expectations, you have to do so much more to demonstrate your ability to succeed in a role and secure an offer of employment. We have compiled a few key points to help you in your interview in Product, Marketing, Communications and Digital:

Make a 30, 60 and 90 day plan

This includes your role strategy, BAU activities, short and long term goals, key stakeholders, NPD and innovation and professional development. Most interviewees may not feel they have enough information to complete this accurately at the first interview stage but you can provide a relatively generic plan and tailor it as much as possible. This demonstrates your engagement and willingness.

Know your numbers

As a Product, Pricing, Marketing, Communications or Digital professional, you must be able to recite your numbers in your sleep:

- How has the product grown since you have been running it?
- What is the growth rate?
- What is the budget and portfolio size?
- What is the history of the commercials?
- What was your involvement in Campaign X?
- How did you measure the success of Campaign Y?

Have an answer to the question "Tell me about yourself"

Opening questions like this can be surprisingly hard to answer in an interview situation. I would suggest you talk to the interviewer about yourself for a couple of minutes (family, children, hobbies, travel) and then provide them context in a positive way as to why you are meeting with them. This is not an elevator pitch but a short story to help you connect to the interviewer and start the interview on a lighter note.



Know your strengths and development areas

While it might seem antiquated, this old school line of questioning has come back in full force. With emotional intelligence becoming increasingly important in hiring decisions, the interviewer will be looking to establish how self-aware you are about your development areas.

Lean on existing connections

Have a clear understanding of the business strategy, recent reshuffles and any challenges for the business you are interviewing for. You can do this by speaking to ex-colleagues or contacts you have who currently work for the business. Be targeted in what you ask them and do not be put off by disillusioned or disenfranchised ex-colleagues.

Ensure you have examples for competency based questions (refer to our examples!)

Rehearsing your examples for key product management and marketing activities is crucial. I would suggest you have at least 2 examples for:

- Working with difficult stakeholders;
- New product development, project management and closing a product;
- Completing a task you do not agree with;
- Influencing virtual teams;
- Negotiating with sales and pricing simultaneously;
- A marketing brief you developed for a recent marketing project or program.

PREPARING FOR AN INTERVIEW IN PRODUCT, PRICING, MARKETING AND DIGITAL (CONT.)

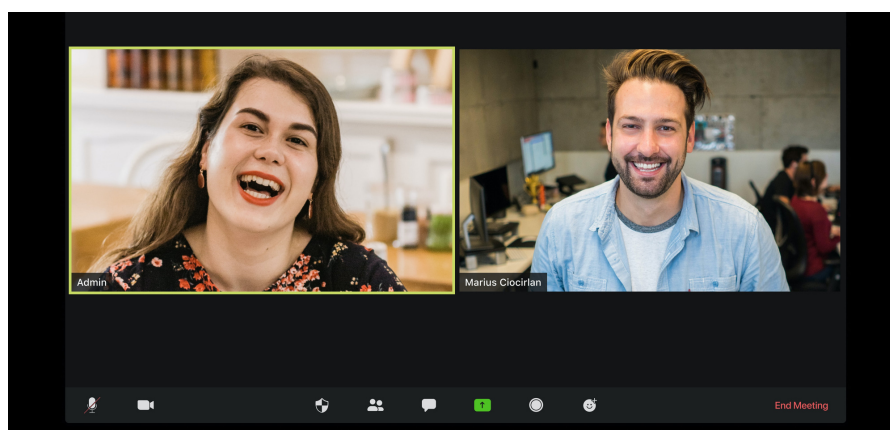
Provide evidence of your work

If it is in the public domain, take copies of your work and leave them with the interviewer. If this is not in the public domain, take hard copies of your work and ensure you take them back from the interviewer before you leave. While they may not have time to read it, they will get a good sense of your style and communications.

Have at least 10 questions to ask

Many of your questions will be answered in the interview, however if you have 10 questions prepared you will be guaranteed to have 2-3 left over at the end. Ensure these questions are important to you and be mindful of which questions you might ask members of staff. See Parity's suggested questions on the previous page.

VIDEO INTERVIEWING 101



It is important to prepare for video interviews just as you would for a face to face interview. Following Parity's video interview tips will assist you in presenting your best self during your next video interview:

Before your interview:

- Potential distractors - If you don't live alone, eg with parents, kids, housemates etc, let them know that you have a video interview and that you will need privacy and a quiet environment;
- Pets - Make sure they won't be in a position to distract you;
- Research the company, just as you would before you go into a face-to-face interview; and
- Practice your interview - If you can, ask a friend to help you and record the interview so that you can review and critique yourself (how you sound, look, position yourself). Continue to practice until you feel comfortable that you are portraying your best self.

Appearance:

- Dress appropriately;
- Wear solid colours, but avoid white if possible; and
- Avoid patterns - They create the illusion of movement and distract the interviewer from focusing on you.
- Glasses - If possible, wear glasses with an anti-glare coating to avoid the reflection of the computer. This will also enable the interviewer to see your eyes.

VIDEO INTERVIEWING 101 (CONT.)

Video Set Up

- Select the optimal place to set up, taking into account background and lighting:
- Background – Neat and simple (avoid a completely white wall, as it can be too plain);
- Lighting – Your face should be clearly visible and the background should be well lit. You may need to adjust your blinds/window coverings or use lamps - make sure that the light is facing you directly (not under, above or behind you).
- Keep the camera at eye level – This may mean you need to put your laptop on top of something (eg books, box);
- Don't sit too far away from the camera – arm's length is ideal;
- Avoid sitting on swivel chairs, you are more likely to move while sitting on them;
- Audio – Check your audio levels beforehand and make sure there are no loud noises around you.

Key consideration:

- Empty rooms will create echo, therefore being in a furnished room will decrease any sounds of echo. Being in an empty room may sound ok to you, but it will definitely echo to the interviewer!
- Make sure your internet connection is strong and steady – connecting your ethernet cable will be a better option than relying on a Wi-Fi connection.
- Use post-it notes or have key information opened on your computer – this will help you remember key points, answers to potential questions or questions you may have for the interviewer.

Note - if you are using your computer to view your notes, ensure you can still see your interviewer on the screen when

Things to remember during the interview:

- Be on time!
- Body language – do not slouch, squirm, yawn etc. A video interview should be no different to a face-to-face interview.
- Smile - Don't forget to smile!
- Don't stay too quiet - be present and always try your best to reassure the interviewer that you are listening.
- Technical difficulties should be addressed immediately, you may need to end the call and redial.



MEET THE TEAM



Victoria Butt
Managing Director and Founder
ybutt@parityconsulting.com.au
+61 402 418 326



Amanda Glacken
Division Manager
aglacken@parityconsulting.com.au
+61 450 291 368



Vanessa Lalani
Senior Consultant
vlalani@parityconsulting.com.au
+61 410 001 819



Agnes Villanyi
Senior Consultant
avillanyi@parityconsulting.com.au
+61 405 395 021



Trish Aspell
Senior Consultant
taspell@parityconsulting.com.au
+61 410 001 635



Jodi Garratt
Senior Consultant
jgarratt@parityconsulting.com.au
+61 405 383 550



Nick Veale
Specialist Consultant
nveale@parityconsulting.com.au
+61 452 089 967



Mirjana Males
Business Manager
mmales@parityconsulting.com.au
+61 421 581 566



Ai Iwami
Specialist Consultant
aiwami@parityconsulting.com.au
+61 451 193 774



Rosa Palmieri
Administration & Marketing Assistant
rpalmieri@parityconsulting.com.au
+61 2 8068 2016



Paul Clarke
Finance Manager
accounts@parityconsulting.com.au
+61 2 8068 2016